

## A True Story 1: God Made All Things



In the beginning God made everything from nothing. He only talked and the thing was made. He made everything by His Word.



God said let there be night and day and there was. He made everything by talking.




He made land and water, fish, birds and animals.



DA

Last, he made a man and a woman. Their names were Adam and Eve.

God loved Adam and Eve more than everything else he made.



**GOOD**

God looked at everything he made, and he was happy. He said it was very good.

There was no death.



God wanted to teach Adam and Eve how to have a good, happy life. To learn these things, Adam and Eve needed to love and obey God.

## Homework

Make a list of what God made.

1. \_\_\_\_\_

2. \_\_\_\_\_

3. \_\_\_\_\_

4. \_\_\_\_\_

5. \_\_\_\_\_

6. \_\_\_\_\_

7. \_\_\_\_\_

8. \_\_\_\_\_

9. \_\_\_\_\_

10. \_\_\_\_\_

11. \_\_\_\_\_

12. \_\_\_\_\_

## Exercise 1

### Match the Opposites

Beginning	Nothing
True	Woman
Day	Sad
Man	First
Everything	False, lie
Happy	Night
Good	Disobey
Death	End
Love	Life
Obey	Hate
Last	Bad

### Homework

Write the opposites.

Obey \_\_\_\_\_  
Last \_\_\_\_\_  
Everything \_\_\_\_\_  
Man \_\_\_\_\_  
Love \_\_\_\_\_  
Good \_\_\_\_\_

Nothing \_\_\_\_\_  
Death \_\_\_\_\_  
Happy \_\_\_\_\_  
True \_\_\_\_\_  
Day \_\_\_\_\_  
Beginning \_\_\_\_\_

## Exercise 2

### Homework

Write the words that go with the pictures:



1. \_\_\_\_\_

2. God \_\_\_\_\_




3. \_\_\_\_\_

4. \_\_\_\_\_




5. \_\_\_\_\_ and 6. \_\_\_\_\_



7. \_\_\_\_\_




8. \_\_\_\_\_



9. \_\_\_\_\_

10. God \_\_\_\_\_



GOOD

11. God \_\_\_\_\_

12. \_\_\_\_\_



13. No \_\_\_\_\_

14. \_\_\_\_\_ and 15. \_\_\_\_\_





## Notes for the Tutor

- This lesson is for a low level English learner who has some ability to read and comprehend.
- Read the story to the student. Explain any words he/she doesn't understand.
- Have him/her read the story to you.
- Ask some simple comprehension questions, such as:
  - What are some things God made?
  - When did He do this?
  - How did He feel about what He made?
  
  - What did He love more than anything else that He made?
  - What did God use to make the earth and everything in it?
    - What do you use to make something you make?(Such as the favorite dish you like to cook or something else the student makes.)
    - How can God make something from nothing?
- Assign the student which ever homework seems appropriate for them.
- Use the lesson 2-3 weeks in a row before moving to the next story.

Print the following pictures, cut apart and glue to index cards. Use them in these ways:

- Have the student put the cards in order as they appear in the story.
- Have the student use the cards to tell the story.



GOOD



Answers for Exercise 2:

1. Nothing
2. Talked
3. Night
4. Day
5. Land
6. Water
7. Fish
8. Birds
9. Animals
10. Loved
11. Looked
12. Good
13. Death
14. Love
15. Obey